

Accommodation Review Committee (ARC)

2009-2010 East Planning Area

Working Group Meeting #7

December 2, 2009

St. John Elementary School

Opening Prayer

Prayer for Guiding Presence

*Lord God, creator of all,
remind us now of your guiding presence.*

*Open our minds to the ideas and the opportunities before us,
and fill our hearts with compassion and generosity for each other.*

*We pray this day for the well being and success
of our students, for our colleagues and for our families, and our community*

*Bless each of us and our work,
Be with us and lead us in our discussions.*

We make this prayer in your name,

Amen.

Welcome

- Approve tonight's agenda

Agenda

Item

1. Opening Prayer
2. Welcome
3. Binder Updates
4. Review of Minutes from Last Meeting
 - a. November 11, Working Meeting #6
 - b. November 25, Public Meeting #2
5. Review of Input from Public Meeting #2
6. Watson & Associates Demographic Presentation
7. Accommodation Options
8. Tasks for Next Meeting
9. Questions & Answers
10. Next Meeting
11. Closing Prayer

Binder Updates

Review Minutes of Last Meeting

- November 11, 2009 Working Meeting #6
- November 25, 2009 Public Meeting #2

Review of Input from Public Meeting #2

- 2 comments received at the meeting concerning the value of St. Andrew Elementary School (attached).
- Email received after the meeting (attached).

Accommodation Review Committee (ARC)
East Planning Area

2nd Public Meeting
Wednesday, November 25, 2009
7:00 to 9:00 p.m.
St. Charles College

NAME (Print) and SCHOOL AFFILIATION	QUESTION / COMMENT
Sarah Charland St. Andrew	<ul style="list-style-type: none">- St. Andrew school runs a very successful Welcome to Kindergarten program with strong support from community partners- St. Andrew school is uniquely located within a block of the New Sudbury Public library. This provides students
	the opportunity to have visits to the library where they can receive their own library cards and take out books.

Accommodation Review Committee (ARC)
East Planning Area

2nd Public Meeting
 Wednesday, November 25, 2009
 7:00 to 9:00 p.m.
 St. Charles College

NAME (Print) and SCHOOL AFFILIATION	QUESTION / COMMENT
Shauna Schwyer St. Andrew	I just have to say that my children go to a loving + wonderful school, full of open opportunities. My husband attended St Andrews, + now we send both of our children there. We bought our house in the area of St. Andrew's, because we wanted
	our children to go there. It may be a small school, but it's <u>our</u> school. our teachers know our children + vice versa. It's a great learning place for our kids, it's not a crowded school, our kids learn so much. It's perfect!

From:  Hugh <CLEMSON@PERSONAINTERNET.CO... Sun, Nov 29, 2009 9:53:39 PM 

Subject: ST. ANDREW's School

To:  **ARC Mailbox**

Attachments:  Attach0.html 6K

I am a parent from St. Andrew's School. It is with a heavy heart that I face the possibility that our school may be faced with closure. It is a smaller school but this quality allows my children to thrive in an environment that supports true catholic values such as community, caring and quality relationships.

When my daughter moved to this school in SK, she was a very shy individual with many fears related to separation anxiety. I feel that because the school size was so intimate it allowed my daughter to integrate and learn more effectively.

Not all children do well in a larger environment, in fact it can be quite daunting. With the help of her school community, she has grown into a beautiful young woman who now nurtures and supports her peers in the junior grades.

St. Andrew's school has not been determined to be prohibitive. And since my daughter has been attending the school, the attendance has steadily increased. I continue to praise the virtues of our school to other parents and have invited them to come and see and join our family. My husband, who does not come from a Roman Catholic background, is quite impressed with the virtues that are taught and the loving, caring atmosphere of our school.

I meet kids from other schools who do not demonstrate these behaviours.

A smaller school also allows for field trips and alternate methods of learning. Not all children learn in a classroom type setting. Off site field trips, experiences would assist with gender specific learning challenges.

St. Andrew's school council is an extremely active and passionate group of individuals who financially support the opportunities for our students.

As a catholic school, we understand the virtues of compassion and sharing. We have families who have financial issues and who rely on the charity and support of our council who provide them with opportunities to attend these outings and to provide nourishment when needed.

Our school is very family oriented, sharing in celebrations, awards and picnics. Studies have shown that students who have parents that are active in their school achieve better results.

I feel our school enhances this participation.

Our school supports an awareness for our First Nation Students. In fact we support awareness of

all of our cultures.

There are so many reasons to consider keeping our school open, we are leaders in our community and a reason to be proud of our catholic faith and education!

Emily Sheppard

Watson & Associates

Sudbury Catholic DSB Addressing Accommodation Issues

December 2, 2009

Update Based on Board's
Accommodation Decisions – May,
2009

Watson & Associates Economists Ltd.

Provincial Perspectives

- Fewer boards with overall enrolment growth
- Increased number of boards with areas of significant decline, offset by fewer pockets of enrolment growth
- School inventory is aging: a large percentage of the smallest schools (i.e. less than 350 pp in size) will have the lowest utilization and the highest facility renewal needs over the next 15 years
- Consolidate/replace strategies will likely result in the construction of cost effective schools re: building and operating costs
- Provincial decline in secondary enrolment expected in 2010-2011 will require reassessment of grade structure, viability of program offering, size of student population, joint ventures and partnerships, etc.
- Strategies dealing with consolidation of elementary versus secondary properties will be required
- Fewer, larger schools and increased transportation costs

Provincial Perspectives

- Increased funding will be made available for secondary programs and partnerships with post secondary providers/ local businesses
- Most boards have sufficient capacity to accommodate full day learning programs and the introduction of this program initiative takes a significant step towards one stop shopping for parents
- Parents will seek more specialization of programs at both the elementary and secondary levels as a way to achieve the private school experience in a publicly-funded setting
- In short term, there will be increasing interest in single track FI programs at the elementary level
- Alternative program delivery strategies will be examined and tested (e.g. single gender programs, expansion of language programs, etc.)

Developing Enrolment Projections

Historical Enrolment

- SCDSB historical enrolment data by-grade, by-school
- Historical enrolment from co-terminous boards, including private schools

Development Information

- City of Greater Sudbury Official Plan (2004)
- Units in the development approval process
- Discussions with municipal planning staff
- Historical building permits

Develop Elementary and Secondary Yields

- Develop yields based on the historical yield cycle experienced in the Greater Sudbury area

JK Enrolment

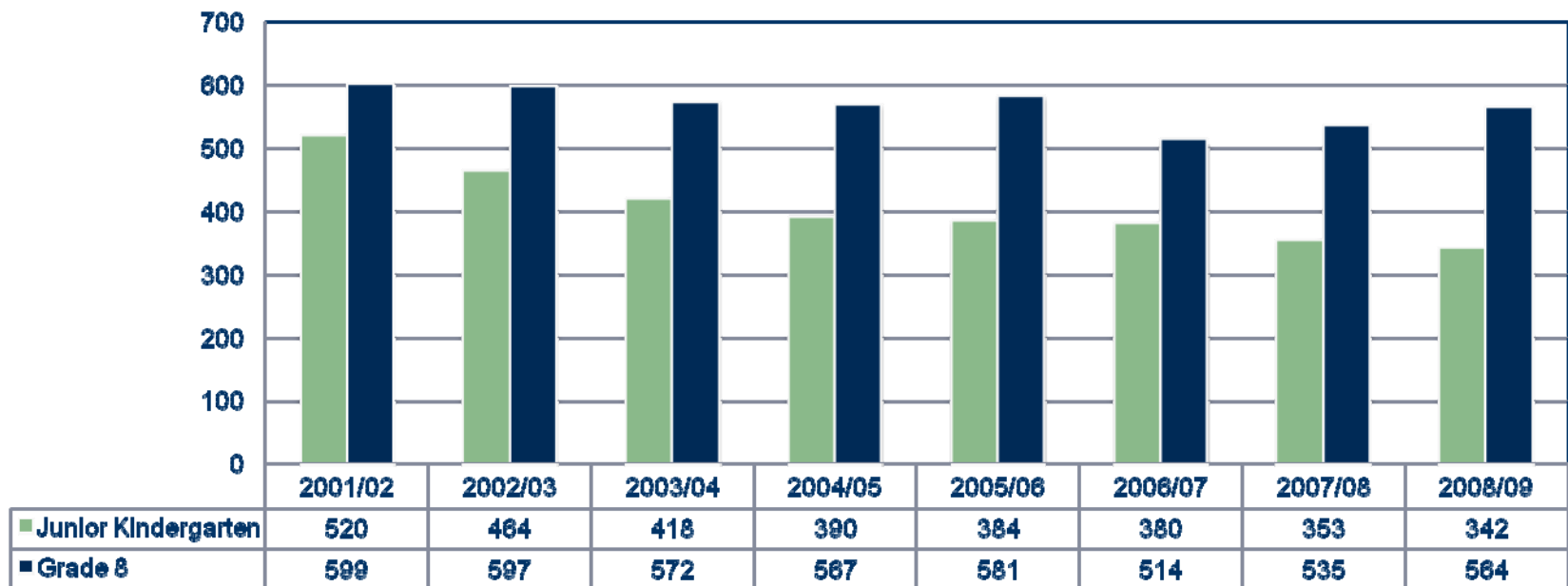
- W&A in-house demographer develops single year of age projection by region/ municipality
- Statistics Canada custom tabulation summarizes the population for each Census Tract by age and dwelling unit type (for 1996, 2001 and 2006)

Apportionment

- Compare apportionment by service provider, by review area

Grade Structure Ratio – SCDSB

(Based on Head Count)

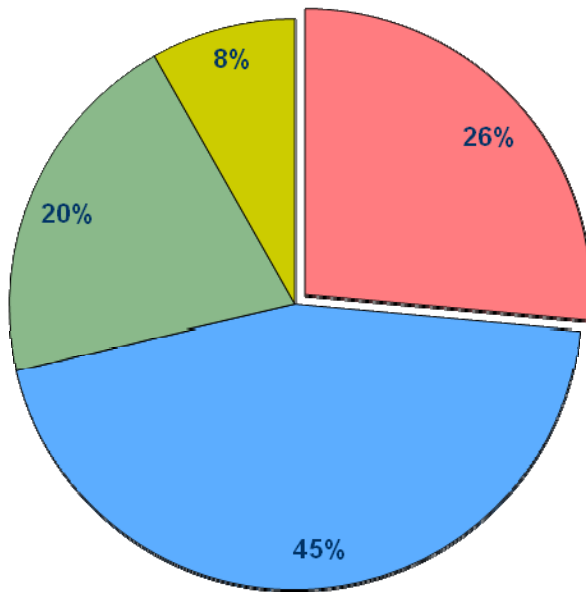


Source: Sudbury Catholic District School Board, Historical Enrolment Data

- In 2001 there were approximately 13% more grade 8 students graduating the system compared to the number of new JK students entering the system
 - This total increased to 39% by 2008
- Between 2001 and 2008 the total number of new JK registrations decreased by 34% while the total number students graduating from grade 8 decreased by 6%

Elementary Apportionment

2006/07 Elementary Apportionment



■ Sudbury CDSB ■ Rainbow DSB
■ French Public ■ French Catholic

Total Elementary School Enrolment (ADE)

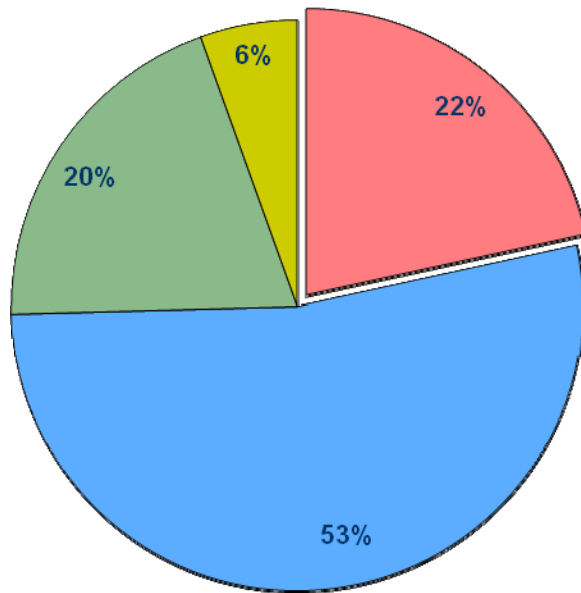
School Board	2002/03	2003/04	2004/05	2005/06	2006/07
Sudbury CDSB	4,995	4,749	4,606	4,515	4,407
Rainbow DSB	7,858	7,858	7,847	7,759	7,491
French Public	3,818	3,746	3,559	3,449	3,396
French Catholic	1,344	1,442	1,356	1,419	1,374
Total	18,015	17,795	17,367	17,141	16,668

Share of Total Elementary School Enrolment

School Board	2002/03	2003/04	2004/05	2005/06	2006/07
Sudbury CDSB	27.7%	26.7%	26.5%	26.3%	26.4%
Rainbow DSB	43.6%	44.2%	45.2%	45.3%	44.9%
French Public	21.2%	21.1%	20.5%	20.1%	20.4%
French Catholic	7.5%	8.1%	7.8%	8.3%	8.2%
Total	100%	100%	100%	100%	100%

Secondary Apportionment

2006/07 Secondary Apportionment



■ Sudbury CDSB ■ Rainbow DSB
■ French Public ■ French Catholic

Total Secondary School Enrolment (ADE)

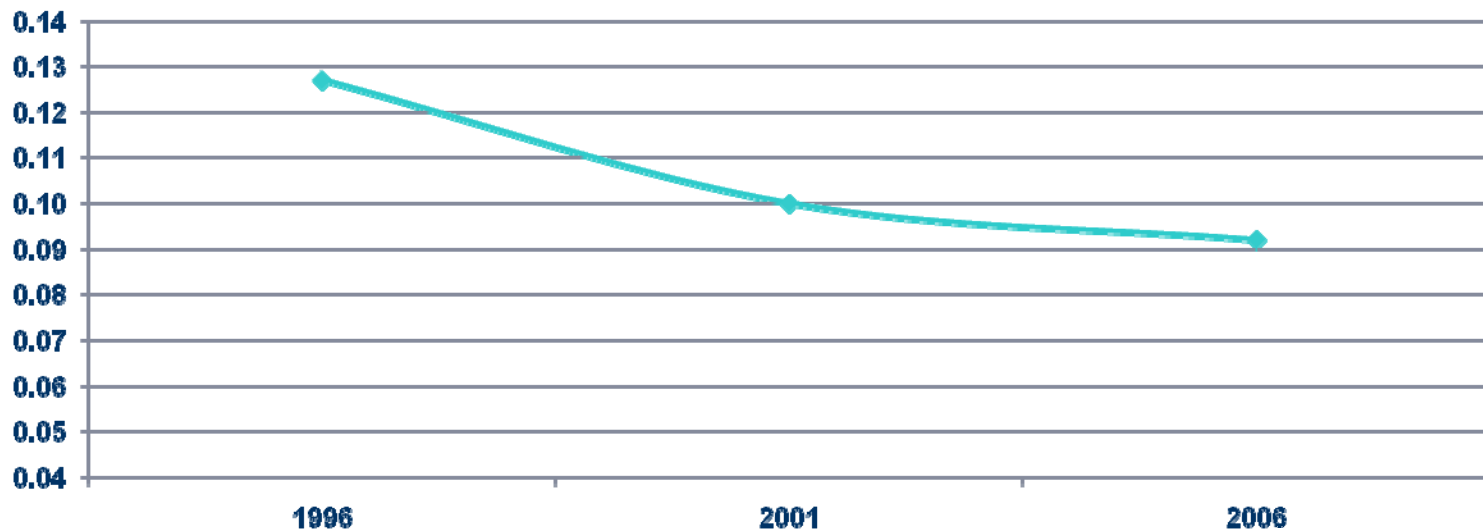
School Board	2002/03	2003/04	2004/05	2005/06	2006/07
Sudbury CDSB	2,110	2,020	1,979	1,982	2,019
Rainbow DSB	5,075	4,806	4,945	4,987	4,942
French Public	2,037	1,812	1,783	1,801	1,854
French Catholic	574	514	497	466	511
Total	9,796	9,151	9,203	9,236	9,326

Share of Total Secondary School Enrolment

School Board	2002/03	2003/04	2004/05	2005/06	2006/07
Sudbury CDSB	21.5%	22.1%	21.5%	21.5%	21.6%
Rainbow DSB	51.8%	52.5%	53.7%	54.0%	53.0%
French Public	20.8%	19.8%	19.4%	19.5%	19.9%
French Catholic	5.9%	5.6%	5.4%	5.0%	5.5%
Total	100%	100%	100%	100%	100%

Change in the Pre-School Aged Population (1996 – 2006)

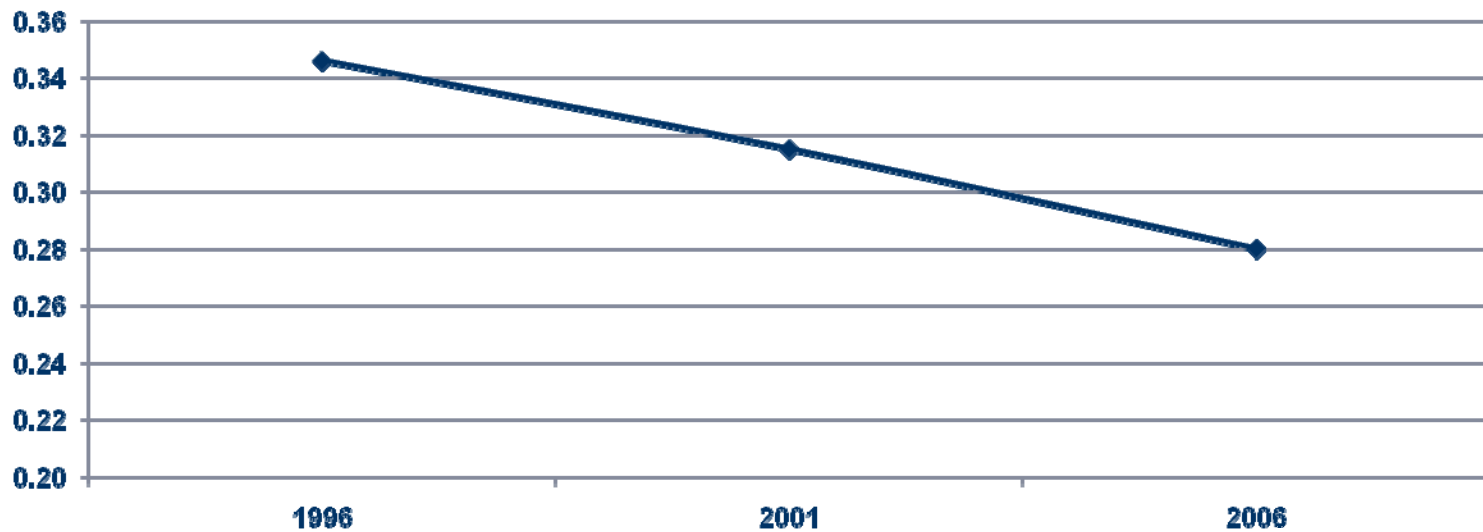
Pre-School Aged (0-3) Population



Actual Population	Census Periods			Change 1996 - 2006
	1996	2001	2006	
Number of Occupied Households	65,285	65,980	67,833	2,548
Pre-School Aged (0-3) Population	8,315	6,600	6,230	-2,085
Population per Household (Population/ Number of Households)	0.127	0.100	0.092	-0.036

Change in the Elementary School Aged Population (1996 – 2006)

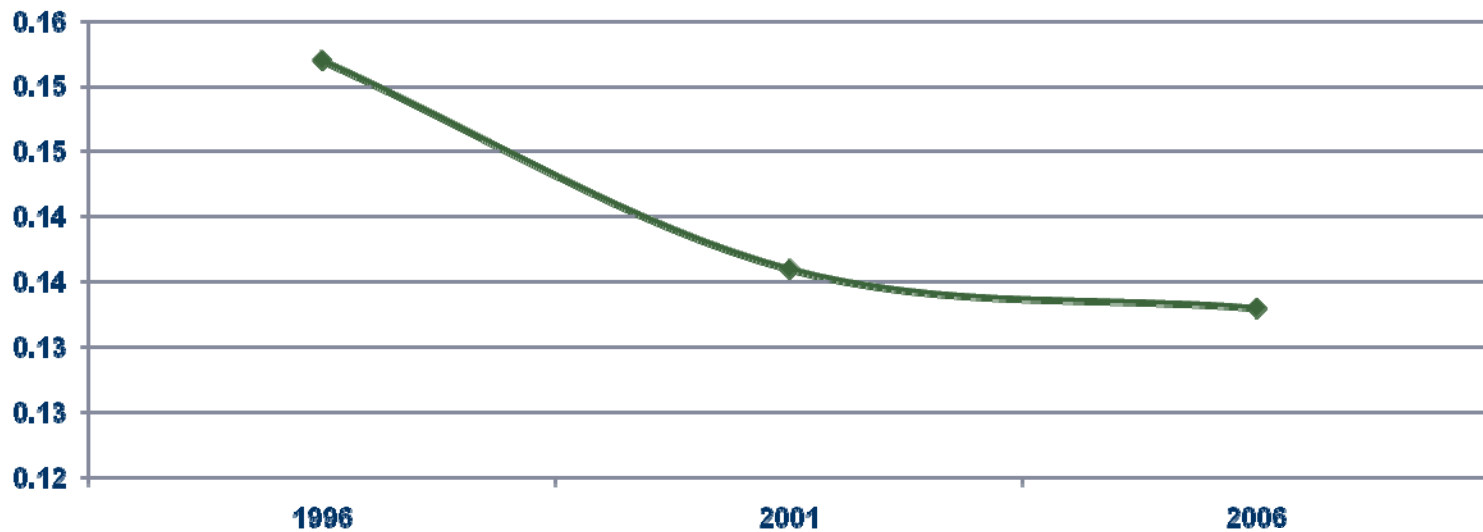
Elementary School Aged (4-13) Population



Actual Population	Census Periods			Change 1996 - 2006
	1996	2001	2006	
Number of Occupied Households	65,285	65,980	67,833	2,548
Elementary School Aged (4-13) Population	22,560	20,785	18,975	-3,585
Population per Household (Population/ Number of Households)	0.346	0.315	0.280	-0.066

Change in the Secondary School Aged Population (1996 – 2006)

Secondary School Aged (14-17) Population



Actual Population	Census Periods			Change 1996 - 2006
	1996	2001	2006	
Number of Occupied Households	65,285	65,980	67,833	2,548
Secondary School Aged (14-17) Population	9,925	8,965	9,055	-870
Population per Household (Population/ Number of Households)	0.152	0.136	0.133	-0.019

System-Wide Demographic Trends

- **Birth Rates:**

- Between 1997 – 2007 the number of live births decreased by approximately 18% from 1,743 to 1,434

- **Fertility Rates:**

- Across the entire jurisdiction of the Board fertility rates for the 20-29 age group has been in decline
- 30-39 age cohort has increased between 1994 and 2004
- Between 1997 – 2007 the fertility rate decreased by approximately 12% from 1.399 to 1.237

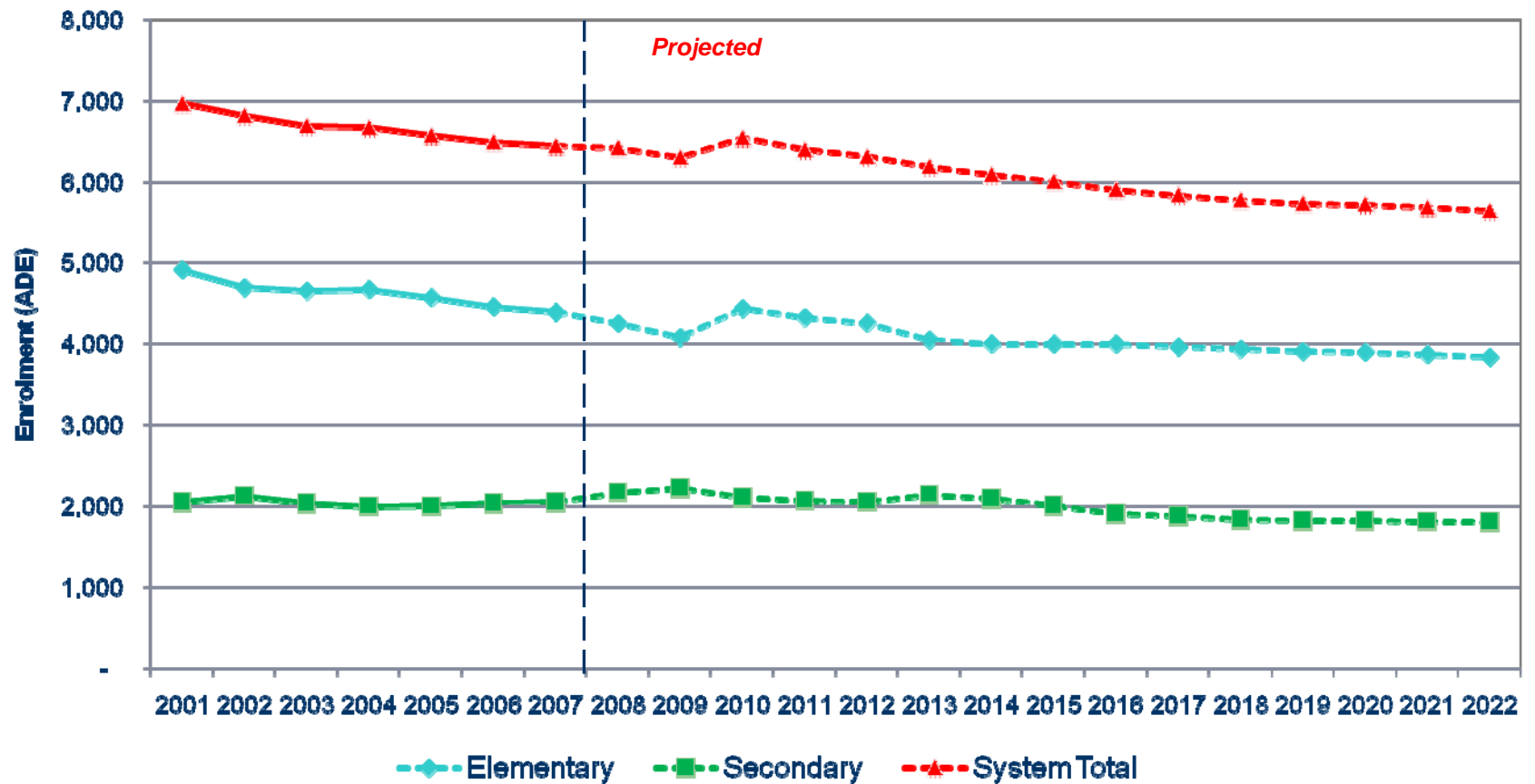
- **Total (Net) Migration/Immigration (4-13 year olds):**

- Declined by 488 persons between 1996 and 2001
- Increased by 1,058 between 2001 and 2006
- Increase in rate of “In-migration” can be attributed to the creation of new jobs in the resource industry
- However, 2006/2007 period only 38% of 2002 to 2005 period (2007/08 estimated figures)

SCDSB System-Wide Enrolment Trends

- **Board Total**
 - Between 2001 and 2008 enrolment at the Board has decreased by approximately 951 ADE students or 13%
 - Without the influx of any large-scale developments enrolment at the Board is projected decrease by 782 students or 12% by 2022 (i.e. significant growth from the employment sector that would draw additional families)
 - Projected elementary enrolments reflect the Provincial Policy on the Early Learning Program initiative beginning in 2010-2011
- **Elementary Panel**
 - Between 2001 and 2008 the elementary panel decreased by 1,067 ADE students or 20%
 - Over the next 15 years projections indicate that enrolment at the elementary panel will continue to decrease by an additional 420 students or 18%
 - Projected elementary enrolments reflect the Provincial Policy on the Early Learning Program initiative beginning in 2010-2011
- **Secondary Panel**
 - Between 2001 and 2008 the secondary panel increased by 116 ADE students or 6%
 - Enrolment at the secondary panel is projected to decrease by approximately 363 students (17%) by 2022 as the “Baby-Boom Echo” continues to make its way through the system

System-Wide Projections for the SCDSB



NOTE: Projected elementary enrolments reflect the Provincial Policy on the Early Learning Program initiative beginning in 2010-2011

Projection Summary

- **Similar to Provincial averages, females in Greater Sudbury Area are;**
 - a) **Having fewer children**
 - b) **Having them later in life**
- **Larger graduating grade 8 classes are replaced by smaller JK class sizes**
- **Headship rates in the Greater Sudbury Area are projected to increase over the next 15 years**
- **Continued growth in resource industry could have the potential to positively influence enrolment**
 - **Assuming that this growth attracts families**
- **Elementary enrolment is projected to continue to gradually decrease over the next 15 years**
- **After a few more years of growth, enrolment at the secondary panel will begin to feel the impact of declining elementary enrolment**

Accommodation Report Update

- July, 2009, consultants asked to update the analysis re:
 - Enrolment;
 - Capacity utilization;
 - Operating costs;
 - In-school administration costs;
 - Facility renewal needs;
 - Requirement for new schools, additions, retrofits

Given the Board's decisions made in May, 2009, respecting accommodation solutions for students attending schools in the Board's South/Central and North/West planning areas

Accommodation Report Update (cont'd)

- **School Utilization**
 - in a per pupil funding model, school utilization is a key indicator of a board's ability to balance the budget in future
- **Operating Costs**
 - School Operations
 - Heating, lighting, cleaning, routine maintenance
 - School Administration
 - Principals, Vice-principals, Secretaries
- **School Renewal Needs**
 - Facility Condition Index (FCI)

May 2009 Board Accommodation Decisions

1. Close Corpus Christi, St. Christopher, St. Michael and St. Theresa schools;
2. Build new dual-track elementary school on St. Benedict CSS site to accommodate JK-6 from St. Theresa, St. Christopher, as well as Gr 7/8 from St. Francis and St. David
3. Renovate St. Francis as a JK-6 dual track school including Corpus Christi and St. Michael pupils
4. Renovate St. David as a JK-6 school
5. Move Gr 7/8 program from St. Mary to St. Anne in Sept 2009 and move Gr 7/8 program from St. Anne to Bishop Alexander Carter

Changes to Assumptions due to Updated Data

- Enrolment figures for 2008/09 actual and 2009/10 projected updated by Board staff
- Enrolment Projection Update:

	2008/09		2009/2010	
	Elem	Sec	Elem	Sec
Original LTAP (Nov 2008)	4,249	2,095	4,156	2,117
Updated LTAP (Sept 2009)	4,255	2,170	4,080	2,222
Actual Diff	6	75	-76	105

- Enrolment from full implementation of Early Learning program has been considered
- Data respecting projected renewal needs updated
- Estimates of projected revenues for school operations and school administration have been updated to reflect recent funding changes (i.e. reduction in 'top-up' funding)
- Estimates of school operations and school administration expenditures have been updated to reflect changes in funding benchmarks

Conclusions re School Utilization

(Table 2)

- **Board wide**
 - Current utilization = 75.3% -- 2,109 surplus spaces
 - 2022-23 utilization = 66.1% -- 2,891 surplus spaces
- **Six schools with average utilization through 2022-23 of 50%, or less**
 - St. Mark (17.4% -- 57 surplus spaces)
 - St. Joseph (12.4% -- 78 surplus spaces)
 - St. Albert ALC (16.3% -- 176 surplus spaces)
 - St. Mary (20.0% -- 186 surplus spaces)
 - St. Bernadette (50.1% -- 67 surplus spaces)
 - St. David (39.1% -- 198 surplus spaces)

Conclusions re School Utilization

(Table 2)

- May 2009 Board decisions would result in 200 fewer elementary spaces and no change to secondary utilization
- Nominal improvement in overall facility utilization as a result

Panel	Status Quo 2008/09 – 2022/23	Post Board Decisions 2008/09 – 2022/23
Elementary	70.56%	73.17%
Secondary	57.6%	57.6%
Totals	66.1%	67.7%

Accommodation Options

Options were discussed by the ARC Steering Committee, for the ARC's consideration, which recognized the following philosophies:

The establishment of a Multi-Media Resource Centre at the Secondary School.

Alignment of Grade 7 to 12 school programming with Ministry of Education's "Student Success Initiative"

Accommodation Options

Multi-Media Resource Centre

- ❑ Provides equipment for students to have a more hands-on style of interaction encouraging new learning opportunities.
- ❑ Would enable the Board to provide both elementary and secondary students with 21st century skills and learning opportunities directed towards all career pathways.
- ❑ Creates partnership opportunities with the local community regarding further uses of this facility.

Accommodation Options

Alignment of Grade 7 to 12 school programming with Ministry of Education's "Student Success Initiative"

- ❑ Ministry of Education's direction that effective programming must be viewed as a continuum that minimizes the number of times a student would transition as he/she progresses from JK to Grade 12.

- ❑ With the larger population of Grade 7 & 8 students and the proximity of the secondary school, the following program enhancements are possible:
 - ❑ Access to specialized facilities (technology areas, cafeteria, double-gym, etc)
 - ❑ Expansion of program offerings and flexible spaces to meet changing program needs.
 - ❑ Expansion of resources in classrooms
 - ❑ Interaction with a larger community of learners
 - ❑ Larger blocks of uninterrupted teaching time (elimination of recess breaks for grades 7&8)

Accommodation Options

Option #1 Marymount Secondary students to St. Charles College (7-12)
Multi-Media Resource Centre at St. Charles College
St. Andrew students to St. Raphael
4-unit Portapak at St. Raphael

(Watson Report, Nov 2008)

Option #2 Marymount Secondary students to St. Charles College (7-12)
Multi-Media Resource Centre at St. Charles College
St. Andrew students to St. Raphael
All Grade 7 and 8 programs to St. Charles College
8-unit Portapak at St. Charles College
St. Bernadette students to Pius XII

(Watson Report, Nov 2008)

Accommodation Options

Option #3 All Grade 7 and 8 programs to St. Charles College
4-unit Portapak at St. Charles College
St. Andrew students to St. Raphael
St. Bernadette students to Pius XII

(Watson Report, Nov 2008)

Option #4 Grade 7 and 8 from Pius XII and St. Raphael programs
to St. Charles College
Multi-Media Resource Centre at St. Charles College
St. Andrew students to St. Raphael
St. Bernadette students to Pius XII

(Watson Report, Nov 2008)

Accommodation Options

Option #5 Grade 7 and 8 from Pius XII and St. Raphael programs
to St. Charles College
St. Andrew students to St. Raphael

Option #6 Grade 7 and 8 from Pius XII and St. Raphael programs
to St. Charles College
St. Bernadette students to St. Raphael

Option #7 Grade 7 and 8 from Pius XII and St. Raphael programs
to St. Charles College
St. Andrew and Bernadette students to St. Raphael

Timelines for Review

#	TASK	DATE
9	Working Group Meeting (# 7)	Dec 2, 2009
10	Working Group Meeting (# 8)	Dec 9, 2009
11	Working Group Meeting (# 9)	Jan 6, 2010
12	3rd Public Meeting	Jan 13, 2010
13	Working Group Meeting (# 10)	Jan 20, 2010
14	Working Group Meeting (# 11)	Feb 3, 2010
15	4th Public Meeting	Feb 17, 2010
16	Working Group Meeting (# 12)	Feb 24, 2010
17	Submission of Report to the Director	Mar 3, 2010
18	Director Presentation of Recommendations to the Board	Mar 23, 2010
19	Submission Deadline of Public Application Form and written copy of the brief to be presented to the Board	Apr 20, 2010
20	Public Input / Presentation to the Board	Apr 27, 2010
21	Accommodation Review vote by the Board	May 25, 2010
22	Ministerial Review Deadline	Jun 24, 2010

Meeting Schedule

All meetings of the ARC will be held at the school or schools under review, if possible, or in a nearby facility if physical accessibility cannot be provided at the school(s). The location schedule is as follows :

#	TASK	LOCATION	DATE
9	Working Group Meeting (# 7)	St. John	Dec 2, 2009
10	Working Group Meeting (# 8)	St. Paul	Dec 9, 2009
11	Working Group Meeting (# 9)	St. Raphael	Jan 6, 2010
12	3rd Public Meeting	SCC - Gymnasium	Jan 13, 2010
13	Working Group Meeting (# 10)	Pius XII	Jan 20, 2010
14	Working Group Meeting (# 11)	St. Albert	Feb 3, 2010
15	4th Public Meeting	SCC - Gymnasium	Feb 17, 2010
16	Working Group Meeting (# 12)	St. Andrew	Feb 24, 2010

Task for Next Working Meeting

- Prepare presentation of accommodation options for ARC's 3rd Public Meeting

Questions & Answers

Next Meeting Dates

Working Meeting #8

December 9, 2009

6:00 to 8:00 p.m.

St. Paul Elementary

Closing Prayer

LET US PRAY:

We believe in you, God Almighty, and we thank you for your help during our deliberations.

Guide us through your Holy Spirit in our mission as educators of your children.

Help us to understand one another, so that we may contribute by our decisions to the growth of the Christian values of Love and Justice in our society.

We ask this through your Son, Jesus Christ, Our Lord.

Amen.